

54 200m Butterfly Women Final

Official

NZR

Open New Zealand Long Course Record

2:09.84 2016-03-28

Helena Gasson
AK

18yr
NZR

18 Years New Zealand Long Course Record

2:15.67 2001-04-23

Megan Allan
CB

17yr

17 Years New Zealand Long

2:14.39 2017-03-21

Yeonsu Lee

Show more

☰ Qualified

1☰ Heats



📄 Summary

1 heat Final 13 years, 1 (5)

Started at: 07:49 PM (+ 3 min)















Official

Lane	Competitor	Age	Club	RT	PTS	Rank	Result
0	Harriett Daly	13	Tasm...	+0.69		10	2:59.36 Entry: 2:51.01
	50m: 36.34		100m: 1:21.74 (45.40)				150m: 2:10.85 (49.11)
	200m: 2:59.36 (48.51)						
1	Lara Migounoff	13	Puke...			7	2:44.19 Entry: 2:46.38
	50m: 35.02		100m: 1:17.56 (42.54)				150m: 2:00.57 (43.01)
	200m: 2:44.19 (43.62)						
2	Lani Kim	13	Nort...	+0.69		6	2:41.75 Entry: 2:45.48
	50m: 34.54		100m: 1:16.69 (42.15)				150m: 2:01.18 (44.49)
	200m: 2:41.75 (40.57)						
3	Amber Lin	13	Nort...	+0.62		3	2:34.72 Entry: 2:37.52
	50m: 32.93		100m: 1:11.54 (38.61)				150m: 1:52.47 (40.93)
	200m: 2:34.72 (42.25)						
4	Alanna Rawson	13	St P...	+0.70		1	2:27.69 Entry: 2:29.78
	50m: 32.00		100m: 1:08.89 (36.89)				150m: 1:47.63 (38.74)
	200m: 2:27.69 (40.06)						
5	Alyssa Bai	13	Porir...	+0.55		2	2:30.82 Entry: 2:36.23
	50m: 32.83		100m: 1:11.00 (38.17)				150m: 1:50.81 (39.81)
	200m: 2:30.82 (40.01)						
6	Tandia Fisher	13	Whar...	+0.73		4	2:41.22 Entry: 2:45.33
	50m: 33.47		100m: 1:13.84 (40.37)				150m: 1:57.69 (43.85)
	200m: 2:41.22 (43.53)						
7	Mackenzie Jury	13	Liz v...			5	2:41.50 Entry: 2:45.66
	50m: 34.26		100m: 1:15.80 (41.54)				150m: 1:58.94 (43.14)
	200m: 2:41.50 (42.56)						
8	Helena Yule	13	Phoe...	+0.71		9	2:47.89 Entry: 2:50.72
	50m: 35.19		100m: 1:17.67 (42.48)				150m: 2:01.93 (44.26)
	200m: 2:47.89 (45.96)						









9  **Gemma Hay**
13  **Hamil...** +0.71
8 **2:47.13**
Entry: 2:53.91

50m: 35.08 100m: 1:16.67 (41.59) 150m: 2:00.95 (44.28)
 200m: 2:47.13 (46.18)

2 **Final 14 years, 2 (5)** Official
 heat Started at: 07:54 PM (+ 2 min)

Lane	Competitor	Age	Club	RT	PTS	Rank	Result
1	 Ruby Conway	14	 Tawa...	+0.74		5	2:42.94 Entry: 2:54.99
	50m: 32.85 100m: 1:13.91 (41.06) 150m: 1:57.85 (43.94) 200m: 2:42.94 (45.09)						
2	 Shyla Kennard	14	 Aqua...	+0.59		6	2:46.83 Entry: 2:51.37
	50m: 35.22 100m: 1:17.17 (41.95) 150m: 2:01.73 (44.56) 200m: 2:46.83 (45.10)						
3	 Alicia Story	14	 Mt E...	+0.75		2	2:37.12 Entry: 2:42.81
	50m: 33.90 100m: 1:12.99 (39.09) 150m: 1:54.48 (41.49) 200m: 2:37.12 (42.64)						
4	 Paige Conley	14	 Wha...	+0.73		1	2:28.76 Entry: 2:39.92
	50m: 31.98 100m: 1:09.57 (37.59) 150m: 1:49.20 (39.63) 200m: 2:28.76 (39.56)						
5	 Poppy Van Geneijgen	14	 Hamil...	+0.71		4	2:37.76 Entry: 2:42.60
	50m: 34.32 100m: 1:14.51 (40.19) 150m: 1:56.61 (42.10) 200m: 2:37.76 (41.15)						
6	 Violet Carter	14	 Ice B...	+0.73		3	2:37.42 Entry: 2:47.49
	50m: 34.83 100m: 1:16.21 (41.38) 150m: 1:57.73 (41.52) 200m: 2:37.42 (39.69)						
7	 Hannah Tse	14	 Unite...			7	2:48.36 Entry: 2:52.48
	50m: 35.36 100m: 1:16.76 (41.40) 150m: 2:01.32 (44.56) 200m: 2:48.36 (47.04)						

3 **Final 15 years, 3 (5)** Official
 heat Started at: 07:58 PM (+ 2 min)

Lane	Competitor	Age	Club	RT	PTS	Rank	Result
0	 Charlie Choliere (V)	15	 Dum...	+0.82			DSQ
1	 Marina Nadilo	15	 Nga ...	+0.71		5	2:34.54 Entry: 2:38.25
	50m: 31.95 100m: 1:10.45 (38.50) 150m: 1:51.53 (41.08) 200m: 2:34.54 (43.01)						
2	 Eliza Williams	15	 Nort...	+0.68		8	2:40.38 Entry: 2:36.56
	50m: 33.42 100m: 1:12.24 (38.82) 150m: 1:54.72 (42.48) 200m: 2:40.38 (45.66)						
3	 Milan Glintmeyer	15	 Coas...	+0.78		1	2:24.01 Entry: 2:32.15
	50m: 30.93 100m: 1:05.93 (35.00) 150m: 1:43.72 (37.79) 200m: 2:24.01 (40.29)						

4	Ariella Riley	15	Hamil... +0.73	2	2:25.09 Entry: 2:27.72
	50m: 31.39 200m: 2:25.09 (38.19)		100m: 1:08.04 (36.65) 150m: 1:46.90 (38.86)		
5	Leah Yang	15	Howi... +0.70	3	2:27.61 Entry: 2:31.94
	50m: 31.96 200m: 2:27.61 (40.08)		100m: 1:08.97 (37.01) 150m: 1:47.53 (38.56)		
6	Madison Marlow	15	Hamil... +0.73	4	2:32.57 Entry: 2:33.31
	50m: 32.34 200m: 2:32.57 (41.86)		100m: 1:10.84 (38.50) 150m: 1:50.71 (39.87)		
7	Eliana Brown	15	Dann...	6	2:36.87 Entry: 2:37.09
	50m: 32.64 200m: 2:36.87 (43.08)		100m: 1:11.69 (39.05) 150m: 1:53.79 (42.10)		
8	Alyssa Wangford	15	Mt W... +0.68	7	2:38.05 Entry: 2:41.20
	50m: 34.48 200m: 2:38.05 (40.00)		100m: 1:16.34 (41.86) 150m: 1:58.05 (41.71)		
9	Lisa Shi	15	Howi... +0.69	9	2:43.99 Entry: 2:42.20
	50m: 33.65 200m: 2:43.99 (45.61)		100m: 1:14.99 (41.34) 150m: 1:58.38 (43.39)		

4 heat		Final 16 years, 4 (5)			Official		
Started at: 08:03 PM (+ 3 min)							
Lane	Competitor	Age	Club	RT	PTS	Rank	Result
0	Jessica Lovell	16	Blen... +0.76	10			2:41.71 Entry: 2:39.33
	50m: 33.25 200m: 2:41.71 (44.72)		100m: 1:13.72 (40.47) 150m: 1:56.99 (43.27)				
1	Vivienne Shaw	16	Jasi ... +0.57	5			2:34.52 Entry: 2:38.07
	50m: 33.13 200m: 2:34.52 (41.37)		100m: 1:12.59 (39.46) 150m: 1:53.15 (40.56)				
2	Kate McLaren	16	Troja... +0.74	9			2:36.51 Entry: 2:36.10
	50m: 32.66 200m: 2:36.51 (42.39)		100m: 1:11.37 (38.71) 150m: 1:54.12 (42.75)				
3	Annabel Grenfell	16	Nels... +0.77	3			2:31.24 Entry: 2:35.42
	50m: 32.69 200m: 2:31.24 (41.18)		100m: 1:09.89 (37.20) 150m: 1:50.06 (40.17)				
4	Xanthe Miller	16	Unite... +0.78	1			2:24.08 Entry: 2:26.40
	50m: 30.69 200m: 2:24.08 (39.92)		100m: 1:06.49 (35.80) 150m: 1:44.16 (37.67)				
5	Chloe Peters	16	Hamil... +0.67	2			2:24.64 Entry: 2:32.27
	50m: 30.97 200m: 2:24.64 (38.94)		100m: 1:07.54 (36.57) 150m: 1:45.70 (38.16)				
6	Alexis Buissinne	16	Nort... +0.70	4			2:31.71 Entry: 2:35.59
	50m: 31.20		100m: 1:07.99 (36.79) 150m: 1:49.53 (41.54)				

200m: 2:31.71 (42.18)

7	Tessa Harvey	16	Liz v... +0.45	7	2:34.71 Entry: 2:37.15
	50m: 32.22	100m: 1:11.25 (39.03)	150m: 1:52.59 (41.34)		
	200m: 2:34.71 (42.12)				
8	Freya Hingston	16	Unite... +0.83	6	2:35.49 Entry: 2:38.42
	50m: 31.55	100m: 1:08.73 (37.18)	150m: 1:50.54 (41.81)		
	200m: 2:35.49 (44.95)				
9	Mia Cain-Townley	16	Nels... +0.86	8	2:35.91 Entry: 2:42.17
	50m: 32.76	100m: 1:11.76 (39.00)	150m: 1:53.37 (41.61)		
	200m: 2:35.91 (42.54)				

5 heat		Final 17-18 years, 5 (5)			Official		
Started at: 08:08 PM (+ 2 min)							
Lane	Competitor	Age	Club	RT	PTS	Rank	Result
0	Ellinor Whittam	17	Nort... +0.78	9	2:46.42 Entry: 2:45.95		
	50m: 34.91	100m: 1:16.97 (42.06)	150m: 2:01.13 (44.16)				
	200m: 2:46.42 (45.29)						
1	Alina Wong	17	Ice B... +0.56	6	2:34.69 Entry: 2:40.18		
	50m: 32.09	100m: 1:11.10 (39.01)	150m: 1:52.06 (40.96)				
	200m: 2:34.69 (42.63)						
2	Heidi Uys	18	Swi... +0.73	5	2:33.68 Entry: 2:38.25		
	50m: 33.34	100m: 1:11.92 (38.58)	150m: 1:52.55 (40.63)				
	200m: 2:33.68 (41.13)						
3	Evie Skidmore	17	Troja... +0.81	2	2:24.12 Entry: 2:25.72		
	50m: 32.66	100m: 1:09.89 (37.23)	150m: 1:46.80 (36.91)				
	200m: 2:24.12 (37.32)						
4	Samantha Wilson	18	Nels... +0.74	4	2:24.93 Entry: 2:24.50		
	50m: 31.12	100m: 1:06.96 (35.84)	150m: 1:44.83 (37.87)				
	200m: 2:24.93 (40.10)						
5	Brooke Swan	17	Nels... +0.65	1	2:21.51 Entry: 2:25.22		
	50m: 31.30	100m: 1:07.51 (36.21)	150m: 1:44.27 (36.76)				
	200m: 2:21.51 (37.24)						
6	Danielle Asiata	17	Howi... +0.67	3	2:24.14 Entry: 2:29.05		
	50m: 31.52	100m: 1:07.82 (36.30)	150m: 1:45.42 (37.60)				
	200m: 2:24.14 (38.72)						
7	Charlotte Gibbs	18	Tawa... +0.50	7	2:35.44 Entry: 2:39.02		
	50m: 32.47	100m: 1:11.56 (39.09)	150m: 1:52.74 (41.18)				
	200m: 2:35.44 (42.70)						
8	Hannah Piper	17	Unite... +0.76	8	2:39.46 Entry: 2:41.52		
	50m: 33.29	100m: 1:12.34 (39.05)	150m: 1:54.68 (42.34)				
	200m: 2:39.46 (44.78)						